

# THE BRIDGER



The Vermont Covered Bridge Society Newsletter – Fall 2023

Melanie Schropp, Editor

## VCBS Annual Spring Meeting West Arlington, Vermont June 10, 2023

Minutes prepared by Melanie Schropp

There were 26 members in attendance, including four who attended via Zoom.

### I. Welcome

At 10:30 a.m., Events Committee Chair Beth Brown-Limmer formally welcomed members and addressed housekeeping items. She introduced members from New York, New Hampshire, and Delaware, as well as from across Vermont.

### II. Call to Order

At 10:40 a.m., President Joe Nelson called the meeting to order.

### III. Officers' Reports

#### Reading of Minutes

Secretary Melanie Schropp read the minutes of the October 8, 2022 meeting. There being no corrections, Beth made a motion to accept the minutes. Jim seconded the motion.

#### Treasurer's Report

Treasurer Dan Monger reported on the most recent treasurer's report.

- To pursue our goal of enlarging our organization - not just coasting - we anticipate spending more money in 2023 than ever before.
- Our Union Bank balance is \$18,740.
- Thanks to donations and sales, our Save-a-Bridge Fund balance is \$13,300.
- The Board will be addressing our goal of becoming more involved in the communities

by distributing more money to help with the cost of covered bridge repairs. The Board will vote on how to choose three to five bridges in need that we can contribute \$1,000 – \$2,000 to, while still protecting our nest egg.

- There was a question about the impact of lifetime memberships on the Society's income. Bruce Wagner explained that while he is a lifetime member, he is also a regular donor. Joe interjected that many of our lifetime members are also donors. Joe talked about the cost of distributing *The Bridger*. While hard copies of the newsletter will always be available for those who want them, he would like to encourage members to receive their documents electronically. There was discussion about possible incentives for electronic copies or a possible fee for hard copies.

### IV. Committee Reports

#### Membership Committee

Chair Dan Monger reported on the Membership Committee.

Dan initiated discussion about ways to increase membership and interest in history. He compared our organization to the 251 Club. He also asked for suggestions for getting younger people interested and involved in the VCBS.

- There was a suggestion to make 30- to 60-second videos to post on Instagram or TikTok. The videos could be fun and informative.

**President:** Joe Nelson, P.O. Box 267, Jericho, VT 05465, email: [jcarlnelson@yahoo.com](mailto:jcarlnelson@yahoo.com)

**Vice President:** Steve Miyamoto, 8 Ridge Rd., Essex Junction, VT 05452, email: [spmiyamoto@comcast.net](mailto:spmiyamoto@comcast.net)

**Secretary:** Melanie Schropp, 9860 Gregg Rd., Fredericktown, OH 43019, email: [mschropp@att.net](mailto:mschropp@att.net)

**Treasurer:** Dan Monger, 26 Lake St., Tunkhannock, PA 18657-7128, email: [teelmonger@ptd.net](mailto:teelmonger@ptd.net)

- There was a suggestion to get the local schools involved with a competition of drawing a covered bridge or providing materials for building models. Joe explained that he has binders for elementary schools, but they haven't been very popular.
- There was a suggestion to partner the bridges with a sustainability initiative. For example, planting pollinator gardens near the bridges to draw naturalists, or building solar farms near the bridges to attract environmentalists.

### Bridge Watch

Joe Nelson reported on the Bridge Watch Committee. A call was received from Morrisville, reporting that the Scribner Bridge is being sabotaged and asking what the VCBS might be able to do about it. The caller was directed to report the vandalism to local law enforcement and organize a bridge watch. It was also suggested that wildlife cameras might be helpful in identifying the people responsible.

### Events Committee

Chair Beth Brown-Limmer presented her report.

Beth explained that the events are a great tool for recruiting new members. Our volunteers talk about the VCBS and distribute pamphlets to raise awareness and seek new members.

- **Upcoming 2023 Events**
  1. **VCBS Fall Meeting** – The annual fall meeting is scheduled for Saturday, September 30, 2023, at the Thompson Senior Center in West Woodstock.
  2. **Sunday, June 18, 2023, Middletown Springs** – The historical society has invited us to set up a booth at no charge.
  3. **Jeffersonville July 4<sup>th</sup> Celebration** – We will be returning to this well-attended event on Tuesday, July 4. Again, we will be manning a booth, distributing pamphlets, and selling items.
  3. **August 15-19, State Fair in Rutland** – Hope to be in the same place in the Vermont Building as we were in 2022.

Folks will be looking for us there, hopefully, and we should have plenty of VCBS items to sell, including the 2024 VCBS calendar. Volunteers are needed to help at our booth.

4. **Chester Festival** – Saturday and Sunday, September 16 and 17. This is a new event for us, and volunteers are needed.

### Fundraising Committee

Acting Chair Beth Brown-Limmer presented her report.

Beth displayed the 2024 calendars. The photography is all professional, and all photos are of Vermont covered bridges. The cost is \$15, which is the same as last year. During the meeting only, members can buy 8 calendars for \$100. There will be 12 retail locations across the state that will be offering our calendars for sale.

Beth detailed the meeting's silent auction. In honor of the VCBS's 23rd anniversary, there are 23 items up for auction today. Beth highlighted some of the items and explained the bidding process.

### Historical Committee

Joe Nelson announced that we need a Chair for the Historical Committee.

### V. Old Business

Joe Nelson opened the floor for any old business, and there was none.

### VI. New Business

Joe Nelson opened the floor for any new business, and there was none.

Having completed the agenda, President Joe Nelson asked for adjournment. A motion was made to adjourn the meeting, and a second was made. Joe Nelson adjourned the meeting at 11:43 a.m.

**NOTE:** After the meeting, members enjoyed a cookout. After lunch, Craig Light of *Vermont Magazine* spoke to the group and answered questions. A feature article about the Vermont Covered Bridge Society will appear in the publication later this year. A subscription to *Vermont Magazine* was donated as one of four door prizes.

## Membership Committee

- by Dan Monger, Chair

During the last week of July, 70 new membership cards were mailed out to new or renewal members. These were sent together with a cover letter and a list of suggested covered bridge reference books. This book list has subsequently been updated with information emailed recently from Eric Riback, B(23), Bella Terra Publishing, Inc., P.O. Box 732, Rhinebeck, NY 12572, and will be used for next year's mailing.

We now have 200 memberships, including:

- 7 Student
- 65 Individual Yearly
- 40 Family Yearly
- 47 Single Lifetime
- 34 Couple Lifetime
- 7 Business, Organization, or Municipality

Of our membership, 106 (53%) are residents of Vermont, 27 (13.5%) are residents of other New England states, 56 (28%) are residents of states outside of New England, 10

(5%) are residents of states west of the Mississippi, and 1 (.5%) is international (Canada).

Some of our members are receiving their hard copy of *The Bridger* with the mailing label marked in red. This indicates that your membership has inadvertently lapsed. Membership fees are due in January. Annual members are in good standing if their dues have been paid by the previous fall quarter.

In each issue of *The Bridger*, we have recognized the birthdays and anniversaries of our members with the passage of each season. We will no longer be following this tradition. In today's world, unfortunately, date of birth has become a key piece of one's personal information, which can be used in identity theft. *The Bridger* is present in the public forum.

## Events Committee

- by Beth Brown-Limmer, Chair

### Fall Membership Meeting

When: Saturday, September 30, 2023

10:00 a.m. Meet/Greet

10:30 a.m. Business Meeting

12:00 p.m. Lunch

1:15 p.m. Speaker, Bob Dover of Columbia, MD

2:45 p.m. Caravan to local bridges, for those interested

Where: Thompson Senior Center, Rt 4, West Woodstock (located across from the Woodstock High School)

Lunch reservations recommended for head count. Donations accepted to defray lunch costs. Door prizes. See you there!

Comedy and Fun are Free of Charge!

[melby5584@aol.com](mailto:melby5584@aol.com)

"Bob Dover, author of *Bridgespotting: A Guide to Bridges that Connect People, Places, and Times*, is pleased to have

been invited to attend his first Vermont Covered Bridge Society meeting in Woodstock in September. His book analyzes and describes dozens of reasons that tourists, history buffs, photographers, cyclists and hikers, and other hobbyists go hours out of their way to visit and enjoy bridges of all types and ages. Covered bridges are just one subset of these attractions, but they are also one of the strongest and most widely known, inspiring books, movies, local festivals, and historical societies unlike any other bridge type. Bob will be speaking about his book, how it can be used by bridge enthusiasts to enjoy more bridges, and most importantly, how the covered bridges of southern Vermont, in particular, inspired many of his themes and ideas. Bob is also looking forward to learning more about covered bridges and taking the opportunity to visit more of them!"

**NOTE:** Bob will be happy to sign your copy of his book at the September 30 meeting. Don't forget to bring it with you!

### Spring Membership Meeting

The June 10 spring meeting was held at the Battenkill Grange Pavilion in West Arlington. Lunch was a cookout/picnic. My special thanks to Kevin Bishop for serving as Grill Master and to Stewart’s Shops for food donation. Photos were taken by Craig Light of Vermont Magazine. He also said a few words to the group after lunch. The results of the silent auction were announced by Beth, and a good time was had by all. Thanks to all the donors and bidders. Over \$400 was raised. Another auction will be held in 2024 or 2025.

### Jeffersonville Street Fair

July 4<sup>th</sup> in Jeffersonville was too hot and humid, in my book, but the parade was well attended. I have HIGH hopes that a VCBS float can be toggled together for 2024. Now that we have four new banners, we can do something! Sales were half of what they were last year. Two new members were found. Again, I blame the humidity for crowds dropping off by 1:30. The winner of the \$50 gas card (for joining VCBS between June 10 and July 4) was Jeff “Foliage” Folger. Congratulations to Jeff!

### Vermont State Fair

The Vermont State Fair at Rutland was held August 15-19. The VCBS booth was in the Vermont Building in the same spot as last year. We heard much less “I never knew there was a covered bridge society” this year and quite a lot of “You were here last year.” Sales were brisk, and 14 new members were recruited. Thanks to the VCBS members who pitched in at the booth: Peter and Barb Cosgrove, Karen Tryon, Maureen and Kevin Mitchell. Paul and I were lifted along by your help! We enjoyed seeing Steve Brown of New Hampshire and Joe Mitchell from the New York Capital Region, as well. I have deemed this a successful, although tiring, week and plan to do the booth for the VCBS again in August 2024.

### UPCOMING EVENT! Chester Fall Festival

The Chester Fall Festival will be on Saturday, September 16 and Sunday, September 17, from 9:00 a.m. to 5:00 p.m. Set up will be on Friday evening. Three trips in three days to Chester for us. Volunteer helpers are needed. We will streamline the products offered, and I hope to have one volunteer to just process new member applications. This will ease the sales checkout. The crowd last year was in the thousands, and they were there to buy (and buy quickly), I am told.

This is the first time the VCBS has gone to this event, but the crowd last year was reported to be over 8,000!

We will need help! Can you come?

Bring your own chair and stick (to beat off the crowd.)

Saturday, September 16, 2023

9 a.m. – 11 a.m. \_\_\_\_\_

11 a.m. – 1 p.m. \_\_\_\_\_

1 p.m. – 3 p.m. \_\_\_\_\_

3 p.m. – 5 p.m. \_\_\_\_\_

Sunday, September 17, 2023

10 a.m. – noon \_\_\_\_\_

noon – 2 p.m. \_\_\_\_\_

2 p.m. – 4 p.m. \_\_\_\_\_

Please select your time slot and email your choice to Beth at [melby5584@aol.com](mailto:melby5584@aol.com).

## Fundraising Committee

- by Beth Brown-Limmer, Acting Chair

The first 300 2024 VCBS calendars were in our hands by June 10, 2023. They were added to the marketplace/online store at the VCBS website ([vermontbridges.org](http://vermontbridges.org)) shortly thereafter. Distribution to many Vermont book stores and gift shops was done between June 10 and 30. This wiped out our supply, so 200 more were ordered and picked up in Concord, New

Hampshire on August 1, 2023. (Thanks to Tim and Karen Tryon.) I have approximately 90 calendars (2024) left in my possession on August 20. (The last handful of 2023 calendars was sold at the Rutland Fair last week, which makes 400 sold.)

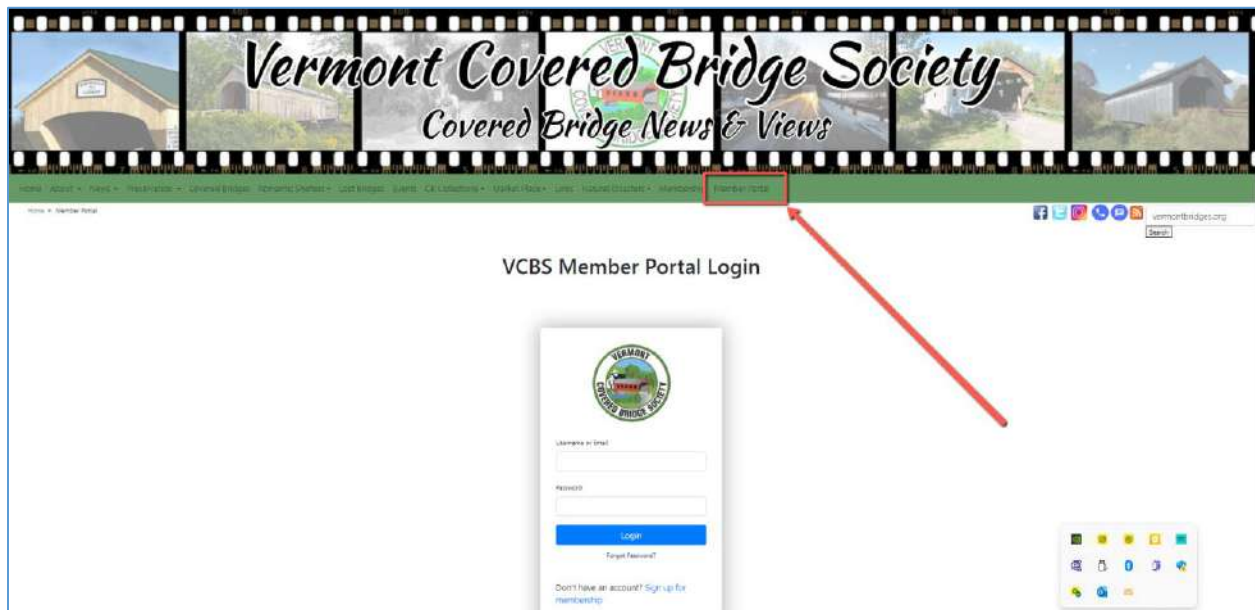
I am confident that all of the remaining 2024 calendars will sell in the next two to three months. After the Chester Falls Festival, we will know better if we should order more. They were a popular item at the Rutland Fair in August. As the holidays get closer, they will be even more in demand.

Have you bought yours yet? It’s the same price as last year - \$15 each (plus shipping for online orders). The VCBS does NOT charge sales tax as we are a 501(c)(3) organization.

## Website Update

We now have a member’s portal on the Vermont Covered Bridge Society website. This portal is available to only VCBS members and contains some exclusive material that is not available elsewhere. You can view the current issue of our newsletter, *The Bridger*, access various handbooks and manuals, browse the VCBS lending library, download educational materials, view upcoming board of directors meeting agendas, and see the Lost Covered Bridges series. We will be adding more content in the future.

If you would like to have access to the portal, send your request to [vermontcoveredbridgesociety@gmail.com](mailto:vermontcoveredbridgesociety@gmail.com), and you will be given access.



## Archive Storage

The VCBS historical archives have been relocated to Vermont. We now have a location at the new U-Haul climate-controlled storage facility in Williston. Our thanks to Beth and Paul Limmer for making the transfer from the previous location in New Hampshire. The lending library was also transferred from Warren Tripp’s home to this location.

## Appreciation

Our thanks to Beth Brown-Limmer and Peter Cosgrove for organizing a display of covered bridge materials to promote the VCBS at the Fair Haven, Vermont, Welcome Center. All accounts say that the display is a success!

Also, our thanks to Events Chair Beth Brown-Limmer for coordinating the VCBS booth at the Vermont State Fair in Rutland. Thanks to Beth and all of her volunteers who manned the booth over a five-day period.

Our thanks to the Cambridge Historical Society and Peter Opstrup for making a donation to fund one year of FlipHTML5. This software is used to create the booklets used in the members portal. It will also be used in the presentation of the quarterly newsletters.

## New Member Donation



Tom Tumielewicz, of Center Rutland, joined the Vermont Covered Bridge Society at this year's State Fair at Rutland. When he came to the VCBS booth, he brought this covered bridge model with him. Tom and his father built it many years ago, but Tom added the finishing touches just recently. It is quite large but very light. The truss structure is plank lattice, complete with wooden trunnels.

On top of his beautiful donation, we were fortunate to have Tom at the VCBS booth for parts of two days. He answered questions and talked with folks who were attracted to this replica of the Hammond Covered Bridge in Pittsford.

Since Tom joined the Vermont Covered Bridge Society at the State Fair, his name was entered in a drawing for a \$50 gift certificate to Rosie's Restaurant in Middlebury. Of the 15 new members entered, Tom's name was drawn! Congratulations, Tom!

## From the President

We founded the Vermont Covered Bridge Society back in 2000 to help preserve our covered bridges. To do that, we need a gathering of folks dedicated to that primary purpose. This is a reminder to our membership that the Fall Meeting of the Vermont Covered Bridge Society will be held in Woodstock on the last day of September. I hope to see a good turnout of members there to rededicate us to our two prime purposes.

Before the fall meeting, though, the VCBS Board of Directors will be meeting on August 24 to vote on five proposals: a commissioned sales procedure; a vetting procedure for volunteers wishing to join the board of directors; a vetting procedure for members who have been asked to join the board; an education committee created to teach K-12 students about our historic covered bridges; and the increase of dues for annual members

who do not receive their society newsletter, *The Bridger*, by email.

Except for the creation of an Education Committee, this is not an inspiring agenda. Some out there in the membership have ideas that will inspire us to new achievements. If you have a proposal or want to amend a proposal of a future board meeting, please use the new Member Portal at <http://vermontbridges.org> or send it to me directly at [jcarlnelson@yahoo.com](mailto:jcarlnelson@yahoo.com) or at 2 Sugar Hill, Underhill, VT 05489 or 802-899-2093.

Meanwhile, the Events Committee, chaired by Beth Brown-Limmer, is busy at many events, making the name of the Vermont Covered Bridge Society known to the public through her sales table. Someday we'll no longer hear the remark, "I didn't know we had a covered bridge society."

While the Events Committee has its volunteers, the other standing committees are lacking dedicated worker bees to help the chairpersons make them go. The Historical Society has lost its chairperson. That committee once led the society in its second prime purpose – that of preserving the history of Vermont’s covered bridges, their builders, the functions the

bridges served, photos, documents, and histories. Here is a great opportunity for you to come forward and serve.

Yours in Bridging, Joe Nelson  
President, VCBS

## Bridge Watch – Flood Edition

In mid-July of this year, Vermont experienced severe flooding that caused significant damage to homes, businesses, and roadways in northern and north-central Vermont, including in the capital city of Montpelier. We have not, however, received any reports of serious damage to our covered bridges. It seems that Vermont’s historic spans stood strong against the flood waters. We were very fortunate this time when compared to the damage our beloved covered bridges suffered in the aftermath of Hurricane Irene in 2011, when some historic covered bridges were washed away and lost.

Thanks to VCBS member and bridge watcher Peter Cosgrove, who went out with his camera just days after the storm to check on the bridges near him and document any damage he discovered.



*Cooley Covered Bridge, Pittsford  
Photo by Peter Cosgrove, July 2023*



*Gorham Covered Bridge, Pittsford  
Photo by Peter Cosgrove, July 2023*



*Depot Covered Bridge, Pittsford  
Photo by Peter Cosgrove, July 2023*



*Hammond Covered Bridge, Pittsford  
Photo by Peter Cosgrove, July 2023*



*Depot Covered Bridge, Pittsford  
Photo by Peter Cosgrove, July 2023*

## Warren Covered Bridge – John Weaver

The Vermont Agency of Transportation has been collecting suggestions for solving surface drainage problems at the Warren Covered Bridge approaches. The suggestions have been sent to the town for consideration, and it looks like they will be moving forward with a project to solve this issue.

## VCBS Education – Jeanne Beaudry

I attended my first society meeting in June and saw the concern about the low interest in covered bridges among the younger generation, and I wanted to help somehow. I spoke with Joe and learned that there is a binder that

some schools have used in the past – *Educational Guide on the History of Covered Bridges in the United States*, which was produced in 2011 by the Institute for the History of Technology and Industrial Archaeology at West Virginia University.

As a retired teacher, I know information to generate interest must be shared with students. I have been working on adding to that binder. To begin, my goal is to add current Vermont-relevant information, along with ideas and lesson plans to the binder for the northeast region of Vermont. Then I plan to distribute the binder to seven schools in my area and speak to teachers in the elementary, middle, and high schools.

## Theodore Burr Covered Bridge Resource Center Update

It has been a terrific, busy time at the Theodore Burr Covered Bridge Resource Center. Besides all of the usual organizing of new and existing materials, we are making great progress on our big project – launching our first website. Through this landmark project, we will open up our materials on the web to researchers around the world.

We succeeded in getting a grant for the website project from the R. C. Smith Foundation in Norwich, New York, and this generous grant has allowed us to move into high gear. We thank so many in the covered bridge world for their ongoing help on our website and many other activities.

We will keep in touch about when the website will go live.

Trish Kane  
Collections Curator

## Theodore Burr Covered Bridge Resource Center Fundraiser

The Theodore Burr Covered Bridge Resource Center has received a wonderful collection of approximately 300 covered bridge patches to sell as a fundraiser. This was a wonderful gesture and will certainly help to boost our small treasury.

Fortunately, we have someone willing to put these patches up on eBay for us. I want to alert those of you who are covered bridge patch collectors that many of the patches (40 of them) are already available to purchase on eBay. New patches will be listed regularly until all patches are sold. You can find the patches by searching listings by “covered bridge patches” or by searching for eBay seller pepsiglo. You can also view all of the Resource Center Patches available at any one time via this link:

<http://www.charity.ebay.com/charity/i/New-York-State-Covered-Bridge-Society/352609>

This is a great opportunity to support the Resource Center and add some new patches to your collection. Please note, many of these patches are rare, and new ones will be added each week, so you may want to visit eBay often.

Trish Kane  
Collections Curator

## Moving the Sanborn Covered Bridge

- by Bill Caswell, with excerpts from Milton S. Graton's *The Last of the Covered Bridge Builders*

**Editor's Note:** With all the attention to the Sanborn Bridge lately, I thought our readers might be interested in hearing how it got to its present location. The article came from the Richard Sanders Allen Collection, NSPCB Archives, *Moving the Sanborn Bridge*, and first appeared in *The Bridger* in the fall 2013 issue.

In 1959, the Gratons were called to Lyndonville by a local physician interested in saving the Sanborn Bridge from "progress." The bridge originally stood on Center Street, about a mile downstream of its present location. Improvements to the road included the demolition of the covered bridge and construction of a modern concrete and steel bridge. There was a bitter debate in town between those attempting to preserve the bridge and those wishing to see it replaced.

The physician was told that moving the bridge off the river and into a nearby field would cost \$4,000. Being unable to raise the money, he gave up on that idea. However, two other businessmen in town offered their own money and support to have the bridge moved.

To prepare for the move, a hole was made in the floor of the bridge 10 feet in from one end. Trucks would back up to the hole and pour gravel through the floor into the riverbed below. Two small bulldozers were in the river, spreading the gravel to create a staging area 24 feet wide, about one foot above the water level. A 30-foot opening was left on the other side for the river to flow through.

Timber cribbing was built on the stone and two tracks set along the top of the cribbing. Soon after the west end of the bridge was transferred onto the track, it started to rain. The following morning, the rain had raised the river to cover the fill. The rain continued to fall, and the river continued to rise as the weight of the bridge was being transferred onto the tracks. By the time they were ready to move the bridge, the water was flowing rapidly, a foot above the top of the fill.

By 10:00 p.m. that evening, the river was 2.5 feet above the fill and threatening to undermine the temporary supports. The workers had to continue into the night for fear that the bridge could be lost if they left it in place. Around 2:00 a.m., the west end of the bridge reached the east abutment, and the bridge was away from the danger of the rushing water.


Once safe, the bridge remained there for two weeks while the Gratons attended to a prior commitment at another bridge. To move the structure the mile through town, a set of steering dollies – 16 wheels in all – was built for the rear of the bridge – the west end. The attachment had the ability to be moved a small distance sideways by using a small tractor to pull a cable attached to the wheels. This allowed the bridge to be maneuvered around corners.

The first corner, the turn onto Main Street, took about three hours to negotiate. The truck pulling the bridge would drive forward and backward, making a little more progress each time, while the cable attached to the rear wheels was manipulated to gradually move the bridge into position. The telephone lines were stretched to their limit, and a maple limb limited the space they had to work with.

At one point, a small maple tree was obstructing a turn. When asked if the tree could be removed and replaced with a new one later, the owner said no. Not being able to remove the tree, they offered to dig around it, lay it down on his lawn and then replant it after the bridge passed. They dug out one side and laid it down, with the remaining half of the attached roots working as a hinge. Afterwards, the tree was lifted back into place and guyed securely. Loam was added, watered, and fertilized. The tree survived.

Most of the trip was completed on the first day. By 3:00 p.m. they stopped at a convenient location, where traffic could pass and the utility company could get all its lines back in place. The following morning, light poles near the final destination were tilted back to make room for the bridge to pass. After reaching the new location, some decayed timbers were replaced, and the bridge was placed onto its new abutments without incident.


# For Sale



**Spanning Time: Vermont's Covered Bridges**, by Joseph C. Nelson, features 102 color photographs of Vermont's covered bridges in fifteen chapters, each a guided tour. The tours are complete with maps, commentary on the uniqueness of each bridge, and historic highlights about the towns and villages in which the bridges stand.

An appendix provides: A Summary of Vermont's Covered Bridges; A Covered Bridge Glossary; A Bridge Truss section, explaining how trusses work; Thumbnail biographies of the people who designed and built the bridges; A Covered Bridge Reading List for bridge and history buffs; and A detailed Index. *Spanning Time: Vermont's Covered Bridges*: 7" x 10", 288 pages. Published by New England Press of Shelburne, VT. For reviews of the book, go to [www.vermontbridges.com/bookreviews.htm](http://www.vermontbridges.com/bookreviews.htm). *Spanning Time* is available directly from the author for \$20.00, plus \$3.00 shipping. Send your check or money order to: VCBS, P.O. Box 267, Jericho, VT 05489.

**New York State's Covered Bridges** - When one typically thinks of covered bridges, New York is not the first state to come to mind, but New York once had over 300 covered bridges. Floods, fires and progress have claimed all but 32. Readers will enjoy seeing NY's current bridges, including the oldest existing covered bridge in the U.S., the Hyde Hall Covered Bridge, located in Glimmerglass State Park, and the world's longest single-span covered bridge in the world, the Blenheim Covered Bridge, washed away by Tropical Storm Irene in 2011. This book also highlights the Theodore Burr Covered Bridge Resource Center in Oxford, NY, the first ever center of its kind specifically designed for covered bridge researchers. For a copy of the tour, contact Bob and Trish Kane, 167 Williams Rd., Sherburne, NY 13460, 607-674-9656, [bobtrish68@twc.com](mailto:bobtrish68@twc.com).





**Visions of Vermont art gallery**, Jeffersonville, Vermont at: <https://www.visionsofvermont.com/>, 802.644.8183

A special sale for the benefit of the Vermont Covered Bridge Society featuring the works of Eric Tobin. All proceeds of the unframed prints go to the VCBS. Sale of the framed prints will be shared 50/50. They are all Giclée on acid free paper. The glass is non-glare artist's glass.

- 10"x12" unframed, \$125
- 16"x20" unframed, \$175
- 16"x20" matted and framed, \$550
- 20"x24" matted and framed, \$850


**Connecticut and Rhode Island Covered Bridges – Price reduced!** During their heyday in the mid- to late 1800s, more than 150 covered bridges dotted the landscape of Connecticut and Rhode Island. Since that time, floods, fires, and progress have claimed all but two of the historic structures. With over 200 images, this book provides insight into the covered bridge history of an area that has not been well documented in the past. To order your signed copy, send \$20.00 to Bill Caswell, 535 Second NH Turnpike, Hillsboro, NH 03244.



**Covered Bridges of New England – DVD**, During the 19<sup>th</sup> and early 20 centuries, New England was home to nearly 1,000 covered bridges. Today there are fewer than 200 in the six-state region. This one-hour documentary visits more than 75 bridges and interviews with several of the people dedicated to the preservation of these precious examples of our country's earliest infrastructure. Produced by Ocean State Video of Rhode Island for Public Television. Profits will go to the Vermont Covered Bridge Society's Save-a-Bridge Program. For your copy, send \$10.00 plus \$1.88 shipping to: Vermont Covered Bridge Society, c/o Joe Nelson, P.O. Box 267, Jericho, VT 05465-0267.



PO Box 267  
Jericho, VT  
05465-0267



### Membership Application

(Business or Society please provide name of contact person)

New Member       Renewing Member

Name \_\_\_\_\_

Street \_\_\_\_\_

City \_\_\_\_\_

State \_\_\_\_\_ Zip \_\_\_\_\_

Telephone \_\_\_\_\_

email \_\_\_\_\_

Check type of membership

- Individual - \$10     Family - \$15     Student - \$8
- Life single - \$150       Life couple - \$200
- Business/Organization/Municipality - \$15
- Sign me up for PDF version of newsletter

Check type of donation;  
We are a 501c3 Non-profit org.  
(Federal tax deductible.)

- Palladio - \$2     Palmer - \$5     Hale - \$10
- Powers - \$50     Town - \$75     Tasker - \$100
- Paddleford - \$200       Whipple - \$250

*(Memberships valid to the end of the current calendar year,*

*Dues and Donations will be used to promote preservation of Covered bridges.)*

Please make all checks for dues and donations payable to: The Vermont Covered Bridge Society.

Mail to: V.C.B.S., Inc.  
P.O. Box 267  
Jericho, VT 05465-0267